



Erasmus+

# ELPID Workshop

18-20 February 2020

Politecnico di Milano - Polo territoriale di Lecco

Via Gaetano Previati 1/c - Lecco

Via Antonio Ghislanzoni, 22 - Lecco

[www.polo-lecco.polimi.it](http://www.polo-lecco.polimi.it)



POLITECNICO  
MILANO 1863



University of Ljubljana  
Faculty of *Mechanical Engineering*



srce Sveučilište u Zagrebu  
Sveučilišni računski centar

# Contents of this document

- **The ELPID Project**
  - A brief description
- **Location**
  - Lecco: How to get to the Campus by Plane and Train
  - Campus Map
  - Food and Accommodation (with a bit of rules)
- **Workshop Structure and contents**
  - Agenda of the Workshop
  - Expected Deliverables
  - Map to reach the venue of the Welcome dinner
- **Project Work organization**
  - Electrolux and R-Lab's Design Project Themes
  - Expected Deliverables and relevant dates

# The ELPID Project

# The ELPID Project - Year 2

## A few introductory information

ELPID (E-Learning Platform for Innovative product Development) is an Erasmus+ Project funded by the European Union.

It involves 5 partners:

- University of Zagreb (Project Coordinator)
- Politecnico di Milano (Organizer of the Event for Year 2)
- University of Ljubljana (Organizer of the Event for Year 1)
- Technical University Wien (Organizer of the Event for Year 3)
- SRCE (Zagreb University Computing Center)

In yearly events, students of the four universities are engaged in collaborative project work activities proposed by leading companies. They will be asked to develop innovative solutions for a real industrial problem in a stimulating learning context. They will need to leverage their design skills with the chance to improve them and learn new methods and tools under the supervision of expert coaches from the four universities, who will supervise the work. The teamwork with international colleagues will also allow students to train their communication, leadership, collaborative and management skills.

The final aim of the project is to develop an platform to support learners from various countries in their innovative product development activities. It blends E-learning and Project-Based Learning methodologies.

The background features abstract, overlapping geometric shapes in various shades of blue, ranging from light to dark, creating a modern and dynamic visual effect.

**Venue of ELPID Event - Year 2**  
**Politecnico di Milano - Lecco Campus**

# Lecco

## Getting there

### By plane:

- from the **Linate** and **Malpensa airports**: daily bus service from the airport to the Central Station of Milan, with a bus every 25 minutes ([from Linate](#)) and every 30 minutes ([from Malpensa](#)). From Malpensa there is also a [railway connection](#) that leads directly to Central Station.
- from **Bergamo-Orio al Serio Airport**: bus nr 1 ([ATB](#)) to the railway station of Bergamo. From the station trains to Lecco running every hour (travel time: 40 minutes)

### By train:

- from Milan: Central station and Porta Garibaldi train line Milan - Sondrio - Tirano. Travel time: 40 minutes for the express train and 1 hour for the local one
- from Bergamo: train line Brescia - Bergamo - Lecco. Travel time: 40 minutes for the express train

# How to get to the campus

from the railway station  
to Via Ghislanzoni  
**10 minutes walk**

Railway Station: Piazza lega lombarda

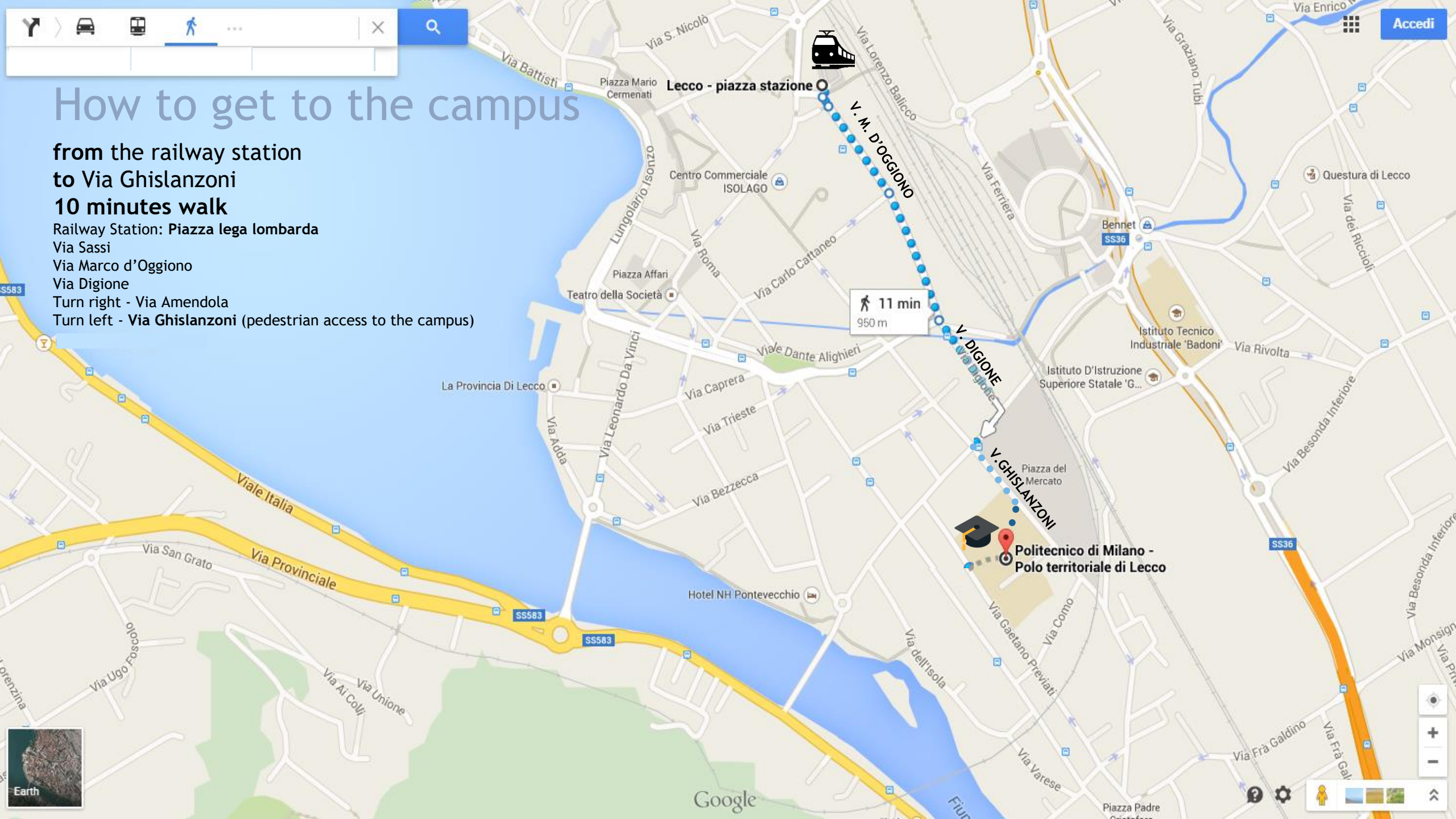
Via Sassi

Via Marco d'Oggiono

Via Digione

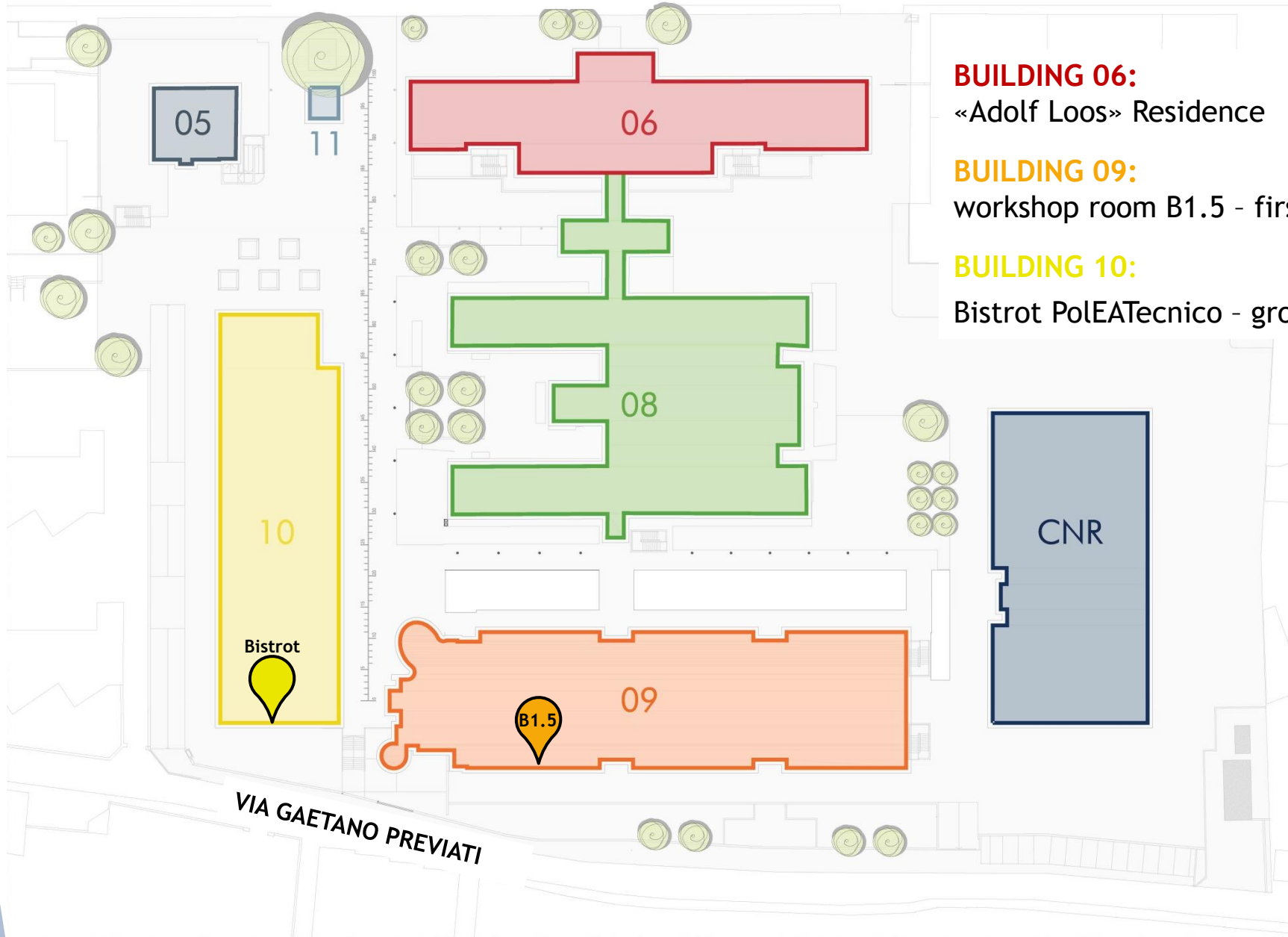
Turn right - Via Amendola

Turn left - Via Ghislanzoni (pedestrian access to the campus)



# The Campus

VIA ANTONIO GHISLANZONI



**BUILDING 06:**  
«Adolf Loos» Residence

**BUILDING 09:**  
workshop room B1.5 - first floor

**BUILDING 10:**  
Bistrot PolEATecnico - ground floor



# FOOD AND ACCOMMODATION

## FOOD

During the workshop activities **lunches** will be served at Bistrot PolEATecnico - Building 10 ground floor

**Dinner:** February 17th @ Ristorante L'EK - Piazza XX Settembre, 50 [www.lekbistrot.it](http://www.lekbistrot.it)

## ACCOMMODATION for FSB unizg and TU Wien students from 17 to 21 February (4 nights)

### Adolf Loos Residence

Building 06 - Polo territoriale di Lecco, Via Antonio Ghislanzoni, 24 - Lecco

**Check-in hours:** Monday-Friday from 2:00pm to 8:00pm

**Check-out hours:** Within 10:00am

**Luggages deposit:** available from Monday 17th morning at the residence reception

**Residence contact:** Mr. Giovanni or Ernesto +39.347.752.0476 (H24)

**Services:** Double rooms, private bathroom, shower courtesy set (just one at your arrival), towels, WIFI, coin laundry

**Breakfast (not included):** from 8:00am @Bistrot PolEATecnico - Building 10 ground floor

**Lost key:** penalty €5,00

### WHAT TO BRING WITH YOU:

- Toothbrush and toothpaste
- Personal ID for registration (and to cross the national borders, if needed)
- Valid Student ID card (especially if you want have discounts at museums or expositions in Lecco or Milan)

# ELPID Initial Workshop Information

# WORKSHOP SCHEDULE

## Monday

8 PM - Meeting at the Campus Square and walk to the restaurant for the welcome dinner

## Tuesday (Day 1)

9.00 AM- Room B1.5 - Workshop Intro and ELPID Project Presentation

9.15 AM - Interactive lectures and team work on Idea Generation and Problem Definition

12.30 AM - Lunch break

1.30 PM - Interactive lectures and team work on User and Market Search

4.45 PM - Presentation of the deliverables prepared for day 1

6.15 PM - End of the activities for day 1

## Wednesday (Day 2)

9.00 AM - Room B1.5 - Interactive lecture and teamwork on Conceptual Design

12.30 AM - Lunch break

1.30 PM - Presentation of the Project themes by Electrolux and R-Lab

2.30 PM - Interactive lectures and team work on Conceptual Design

4.45 PM - Presentation of the deliverables prepared for day 2

6.15 PM - End of the activities for day 2

## Wednesday (Day 3)

9.00 AM - Room B1.5 - Interactive lecture and teamwork on Project Management

12.30 AM - Lunch break

1.30 PM - Interactive lectures and team work on team roles and platform tools

4.45 PM - Presentation of the deliverables prepared for day 3

6.15 PM - End of the activities for day 3

# WORKSHOP EXPECTED DELIVERABLES

## Every day

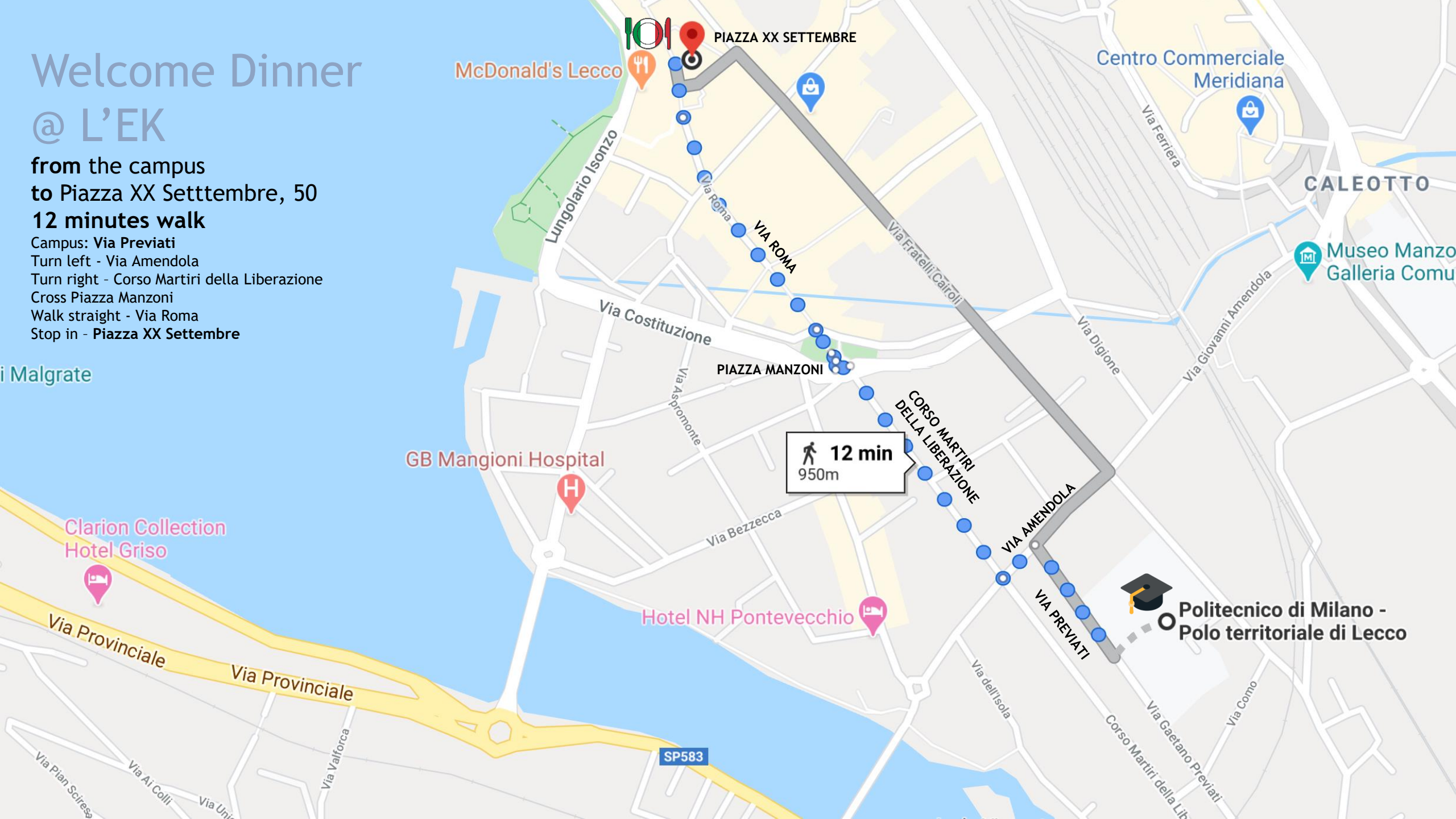
- During the workshop days
  - Attendance to interactive lectures
  - Socialization with the team members
  - Hands on the design activities
    - On the workshop design theme proposed for training
    - With the methods and tools presented by the lecturers
- Before the end of the workshop days
  - The preparation of a presentation to be delivered on the workshop design task with your team
  - Presenting the outcomes of your working day in front of other teams
- **THIS WILL BE FUNDAMENTAL TO:**
  - Familiarize with the students and the coaches you will work with during the semester
  - Make practice with the methods and tools you will be asked to apply during the semester
  - Learn how to deliver presentation in front of experts and learn from their feedbacks

# Welcome Dinner @ L'EK

from the campus  
to Piazza XX Settembre, 50  
**12 minutes walk**

- Campus: Via Previati
- Turn left - Via Amendola
- Turn right - Corso Martiri della Liberazione
- Cross Piazza Manzoni
- Walk straight - Via Roma
- Stop in - Piazza XX Settembre

Malgrate



Clarion Collection  
Hotel Griso

Via Provinciale

Via Provinciale

SP583



PIAZZA XX SETTEMBRE

McDonald's Lecco

Centro Commerciale  
Meridiana

CALEOTTO

Museo Manzo  
Galleria Comu

PIAZZA MANZONI

12 min  
950m

GB Mangioni Hospital

Hotel NH Pontevecchio

Politecnico di Milano -  
Polo territoriale di Lecco

# ELPID Design Project - Year 2

# DESIGN PROJECT ORGANIZATION

## Every week

- Meeting with your team mates for project advancements
- Meeting with your coaches (typically once per week) to receive frequent methodological feedback

## At the end of each project phase

- Preparation of a presentation for the project review with your team
- Preparation of a BRIEF project report on the main advancements of the project with your team

## Important Dates

- Initial Workshop in Lecco (Feb 18<sup>th</sup>-20<sup>th</sup>)
- First Project Review (tentative date: March 23<sup>rd</sup> to be confirmed by Electrolux)
- Second Project Review (tentative date: May 4<sup>th</sup> to be confirmed by Electrolux)
- Third Project Review (tentative date: May 25<sup>th</sup> to be confirmed by Electrolux)
- Final Workshop at Electrolux Innovation Factory (9<sup>th</sup>-10<sup>th</sup> of June @ Porcia (PN) - Italy)
  - Visit to the Innovation Factory
  - Visit to the Manufacturing Plant
  - Presentation of project outcomes in front of Electrolux and R-Lab Management
  - Proclamation of the innovation challenge winning team!!!

# ELECTROLUX AND R-LAB PROJECT THEMES

Electrolux Innovation Factory (<https://www.innovationfactory.digital/>) and R-Lab (<https://www.rol.com/research-innovation/r-lab/>) are proposing two themes you will be asked to tackle during the project.

After the first project review with the company you will be told which of your promising innovative ideas you should focus on for the rest of the project.

## HERE ARE THE DESIGN PROJECT THEMES

### Washing Machine:

Ideation and development of an innovative solution for the recovery/reuse of water from the rinsing cycles (water to be reused within the washing machine as well as for other purposes).

### Dishwasher:

Ideation and development of an innovative solution for drying tableware at the end of the washing cycle (in order to avoid to heat up the washing chamber with hot water - 70°C - to increase its heat capacity).

FURTHER DETAILS WILL BE PRESENTED ON WEDNESDAY FEBRUARY 19<sup>TH</sup>